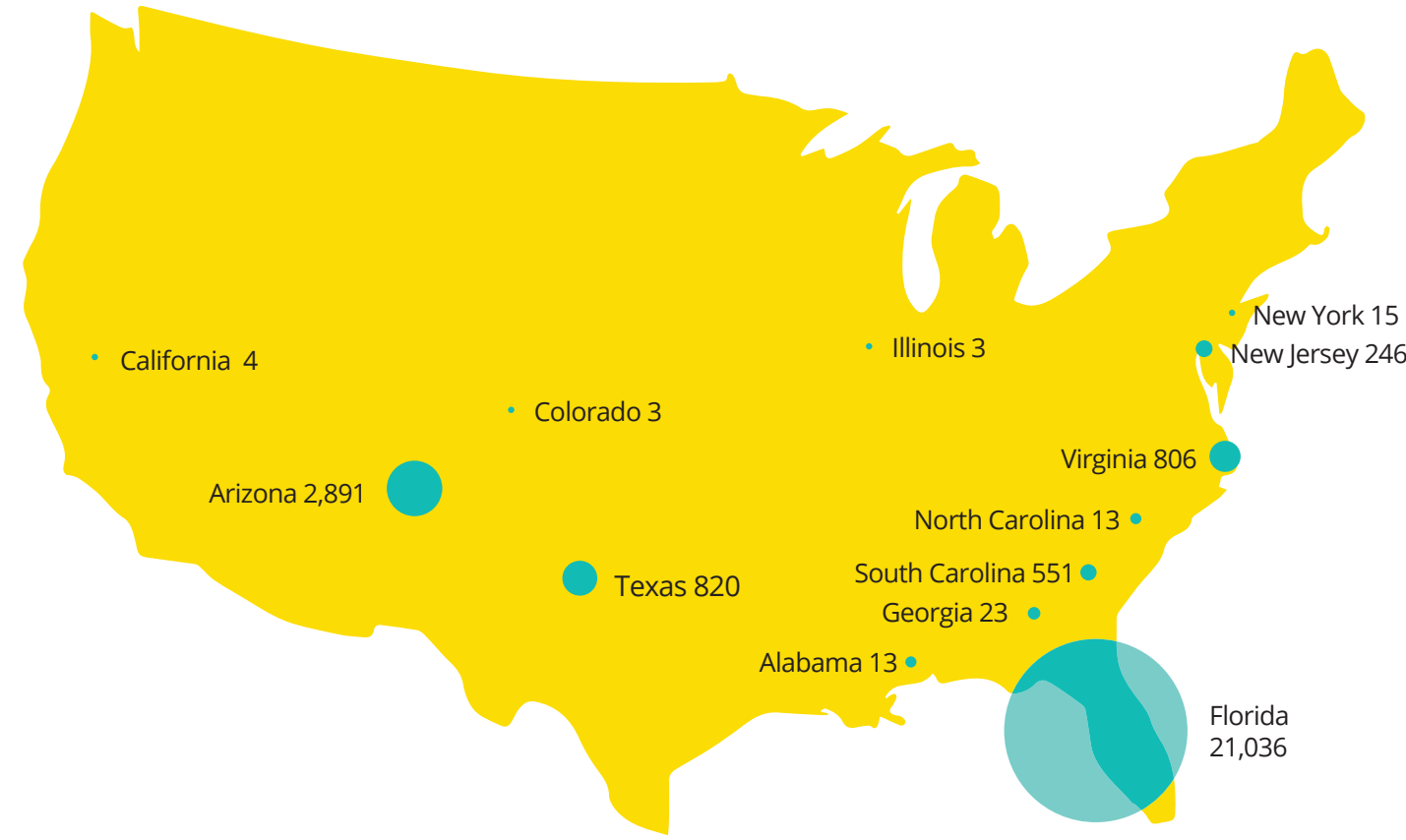


Geographic Impact

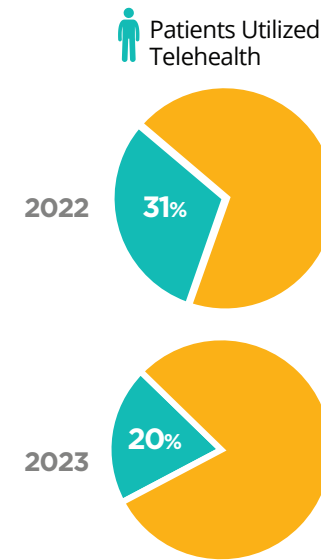
26,472 Individual Patients



Telehealth Services


Patients can use a computer or mobile device to access health care services remotely and manage health care needs. An online patient portal allows patients to see test results, schedule appointments, request prescription refills or email a doctor. Telehealth makes services more readily available, especially for people who live in rural or isolated communities, or those with limited mobility.

For patients who may not have access to the internet, our CAN Connect program provides free telehealth services from computer stations located at CAN clinics and partner agencies.



Prevention Efforts

	FY 2022	FY 2023
HIV Tests	9,253	13,222
STD Tests	37,586	40,176
Individuals Tested	8,181	12,539



CAN provides convenient access to comprehensive HIV, STD, and Hepatitis C testing and risk reduction counseling. Clients can access testing at CAN clinics, from our community-based mobile clinics, or via at-home HIV test kits. We are dedicated to expanding HIV testing in innovative, non-traditional ways, such as partnering with Tribal entities to offer mobile testing and care in remote areas of Arizona.

Research Trials



	2022	2023
Number of patients in trials	46	348
Number of volunteers	30	97

HIV research is not only important for the advancement of treatment, but also for prevention. Research is necessary to identify the consequences of long-term treatment and ensure that our patients live longer and in better health.

Grants by Services

	2022	2023
Outpatient Medical Services	\$1,972,376.12	\$3,093,320.39
Medical Case Management	\$537,755.92	\$740,544.92
Non Medical Case Management	\$316,631.00	\$267,098.00
Oral Health Services	\$982,873.00	\$1,449,782.00
Mental Health	\$145,600.00	\$255,899.00
Local Pharmacy Assistance Program	\$62,962.00	\$155,736.00
Emergency Financial Assistance	\$151,214.88	\$461,506.88
Early Intervention Services	\$396,340.00	\$297,632.77
Laboratory Services	\$30,000.00	\$87,000.00
Psychosocial Support	\$17,936.00	\$45,884.00
Clinical Quality Management	\$5,997.00	\$20,167.28
Administrative	\$36,229.80	\$117,694.76
Substance Abuse	\$2,000.00	\$9,500.00
Food Bank	\$2,000.00	\$2,000.00
Medical Transportation	\$13,035.00	\$27,035.00
Prevention	\$1,484,436.00	\$1,355,436.00
Insurance Premiums	\$8,657.00	\$16,505.00
Planning & Evaluation	\$1,000.00	\$1,000.00
Outreach	\$27,749.00	\$131,290.00
Referrals	\$7,848.00	\$101,315.00
Housing Services	\$0.00	\$115,774.00
Legal Services	\$0.00	\$2,500.00
PrEP	\$0.00	\$10,000.00
Linguistic Services	\$0.00	\$2,000.00

Total Grants Awarded



FY22 \$6,202,641
FY23 \$8,766,621

Many of the services we provide are funded through federal, state and local grants. All CAN locations receive at least one form of public funding. This funding helps shape our programs by identifying priorities and preferred strategies. It also promotes the coordination of services to increase quality and reduce duplicate efforts.

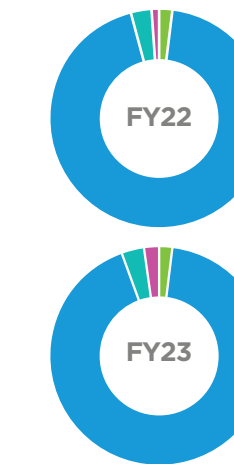
Patient Assistance Fund

	FY 2022	FY 2023
Housing Assistance	\$22,189.72	\$175,534.00
Medical Assistance	\$2,653,421.40	\$7,261,129.00
Nutrition Assistance	\$697.50	\$1,702.00
Utilities Assistance	\$5,458.13	\$3,825.00
Transportation	\$232,617.49	\$182,820.00
Total Assistance Provided	\$2,914,384.24	\$7,625,009.00



The Patient Assistance Fund helps economically disadvantaged patients with personal or medical expenses. Many CAN patients do not have transportation, the ability to pay for utilities or money to buy food. The Patient Assistance Fund is there to help patients who are facing extenuating circumstances that negatively impact their healthcare and other personal needs.

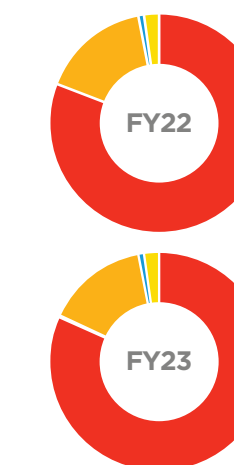
Revenue



	2022	2023	
Local, State and Federal Grants	\$7,588,538	\$8,356,128	\$333,201,373 TOTAL REVENUE FY22
Donations and Contributions	\$74,134	\$274,760	\$411,088,780 TOTAL REVENUE FY23
340B Savings*	\$299,115,564	\$379,857,700	
Medical Services	\$12,064,413	\$13,484,687	
Dental	\$312,630	\$388,446	
Other	\$14,046,094	\$8,727,059	

* The 340B program requires pharmaceutical manufacturers to offer outpatient medications at reduced prices to qualifying healthcare organizations, like CAN. The savings allow us to stretch limited and scarce resources to provide life-saving medications, and increase access to healthcare in the communities we serve.

Expenses



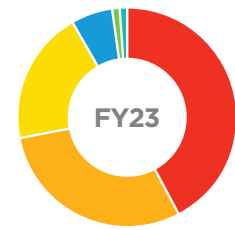
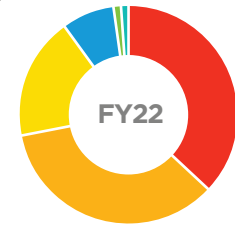
	2022	2023	
Client and Patient Care*	\$237,725,385	\$317,239,188	\$306,777,133 TOTAL EXPENSES FY22
Prevention	\$1,006,356	\$998,617	\$410,838,064 TOTAL EXPENSES FY23
Administration and Facilities	\$49,012,437	\$57,890,368	
Uncompensated Care	\$1,520,730	\$2,958,584	
Other	\$17,512,225	\$31,751,307	

* Includes Medication Expenses

Patient Demographics

Race & Ethnicity

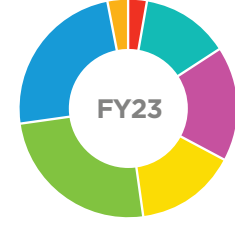
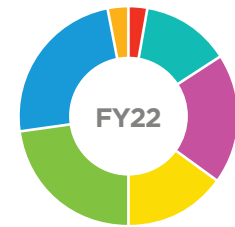
	2022	2023
White	37%	41%
Black or African American	35%	29%
Hispanic or Latino	18%	19%
Choose not to disclose	8%	6%
Asian	1%	1%
Native American	1%	1%



Race and Ethnicity have been combined for this report.

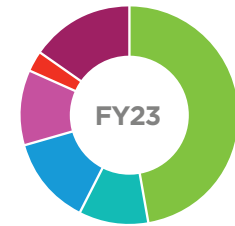
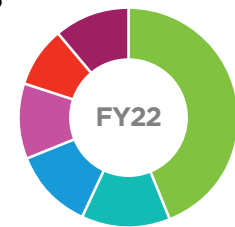
Age

	2022	2023
0-20 yrs	3%	3%
21-30 yrs	24%	24%
31-40 yrs	23%	25%
41-50 yrs	15%	15%
51-60 yrs	19%	17%
61-70 yrs	13%	13%
71-80 yrs	3%	3%



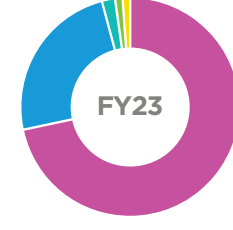
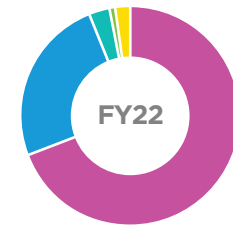
Insurance Composition

	2022	2023
Commercial	44%	47%
Ryan White	13%	10%
Medicaid Direct and Managed	12%	13%
Medicare Direct and Managed	11%	11%
Uncompensated Care	9%	3%
Flat-Fee	11%	15%



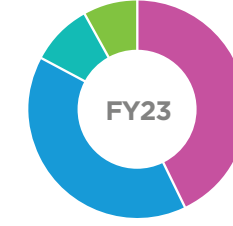
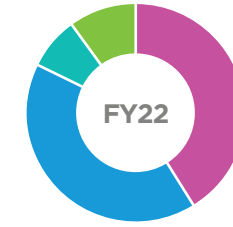
Gender Identity

	2022	2023
Male	70%	71%
Female	25%	24%
Transgender Female	3%	2%
Transgender Male	1%	1%
Choose not to disclose	2%	1%



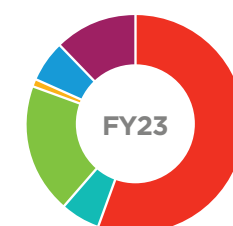
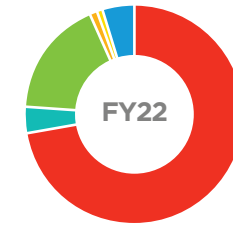
Sexual Orientation

	2022	2023
Lesbian, Gay or Homosexual	42%	43%
Straight or Heterosexual	42%	40%
Bisexual	8%	9%
Choose not to disclose	10%	8%



Diagnosis Service Type

	2022	2023
HIV	70%	55%
Hep C	4%	6%
PrEP	19%	19%
Behavioral	1%	1%
Substance Use	1%	0%
Dental	5%	6%
Other STD	0%	12%



The Services We Provide

Behavioral Health

Offers outpatient mental health counseling, psychiatry and medication management directly, or via contracted and/or referral sources, including acute-care behavioral health needs.

Dental Care

Provides routine dental exams/services, oral hygiene education, routine dental services, preventative oral care, emergency care, and restorative dental care.

Education and Outreach for Sexual Health and Harm Reduction

Engages in virtual, group-level, and 1:1 education regarding HIV, Hep C, and STD prevention modalities through various languages and also by partnering with interdisciplinary community organizations.

Food/Nutrition Services

Links patients to food banks, resources, and nutrition specialists, as applicable and appropriate, to address food insecurity.

Gender Affirming Medical Care

Assists in aligning a patient's physical traits with their gender identity in accordance with the patient's personal and clinical goals (Example: Hormone Replacement Therapy).

HIV, Hep C, and STD Testing

Provides rapid HIV and Hep C point-of-care testing; low to no-cost STD testing. Available in various clinical, mobile unit, and outreach settings.

HIV, Hep C, and STD Medical Care

Assist patients living with HIV to achieve and maintain viral suppression; people living with Hep C to be cured; those positive with STDs to be cleared.

LGBTQIA+ Friendly Services

Offers a safe, inclusive space for those identifying as LGBTQIA+.

Mobile Units

Brings testing and telehealth services to the community and local partners via CAN's fleet of sprinter units and an RV mobile medical unit.

Medical Peer Navigation

Enables community specialists living with HIV to counsel, mentor, and empower patients living with HIV to navigate their medical and supportive service needs.

On-Site Pharmacy

CAN has on-site pharmacies that enable patients to receive their medications before or after an appointment, as well as mail-order options.

Patient Care Coordination

Links patients to their social determinant of health needs, and associated services, such as Ryan White, pharmacies, financial assistance, housing, mental health, etc.

PrEP (Pre-Exposure Prophylaxis)

PrEP is a daily medication or long-term injectable that reduces an individual's risk of acquiring HIV. CAN offers PrEP for low to no cost based on a patient's financial status.

Primary Care

Provisions health services that cover a range of prevention, wellness, and treatment for common illnesses for CAN's mission-based patients.

HIV Rapid Start Medical Provider

Encourages HIV medical care within 24-72 hours after new diagnosis or once determined an individual may be lost to care.

nPEP (Non-Occupational Post Exposure Prophylaxis)

nPEP is 30-day medication regimen that is prescribed after a possible exposure to HIV. nPEP must be started within 72 hours of exposure.

Ryan White Eligibility

Collects information relevant for federal Ryan White program eligibility and enrollment. Only applicable to CAN locations that receive Ryan White funding.

Ryan White Provider

Acts as a Ryan White funded entity in various jurisdictions, provisioning CAN to provide services people living with HIV who are uninsured or underinsured.

Ryan White Case Management

Provides routine social determinants of health support and guidance to Ryan White patients through their care continuum, including oversight of their engagement in care.

Support Groups

Offers virtual and/or in-person support groups for those living with HIV and/or those interested in PrEP, to navigate amongst a group of peers.

Telehealth Services

Provides modalities for clients/patients to access healthcare via phone or the internet.

Transportation Services

Provides linkage to, or the provision of transportation services, such as UberHealth or bus passes. Services are provided based on local grant funding.

2023 - 2024 FINANCIAL INFORMATION 2023 - 2024 FINANCIAL INFORMATION

