

Logo Use

Below are two versions of the CAN Community Health logo. The CAN logo (horizontal version) is the default choice. Please use the version that works best in the space you have available. Always use the appropriate reproduction digital art for any version of the CAN Community Health logo. This digital art may be obtained by contacting CAN's Advancement Department at info@cancommunityhealth.org.

The height to width ratio of the logo must be maintained in all applications. The CAN logo may NEVER be digitally condensed or extended to fit available space. No stretching or squeezing of the logo.

CAN logo



CAN logo centered



Logo Use on Different Backgrounds

Below are examples of the CAN logo centered on alternative backgrounds. Always use the appropriate reproduction digital art for any version of the CAN Community Health logo. Digital art may be obtained by contacting CAN's Advancement Department. info@cancommunityhealth.org

Use only the files named CAN logo or CAN logo centered when printing on a white or very light background. Printed in PMS 186 (red) and black, or equivalent CMYK mixes—this is the preferred logo in most applications.

Use only the files named CAN logo k or CAN logo centered k when printing in one color on a white or light background.

When printing on a dark background use the file named CAN logo reverse or the one named CAN logo centered reverse. Avoid placing the logo on an especially busy or detailed portion of an image.

Use either the file named CAN logo or CAN logo k on a photograph that provides adequate color contrast between the logo and the background. Avoid placing the logo on an especially busy or detailed portion of an image.

CAN logo
centered



CAN logo
centered




CAN logo
centered k




CAN logo reverse



CAN logo
centered reverse



CAN logo c k



CAN logo



CAN logo



CAN logo reverse



CAN logo k



CAN logo reverse



CAN logo k



Minimum Size and Clear Space Guidelines for the Logo

Please ensure that the CAN logo maintains distinction from all other graphic elements. To do so, use the width of the N in CAN as a unit of measure to include the required clear space area around the logos in every application.

The CAN logos should not appear at any size smaller than those indicated below. When the space limitations require the use of a very small logo please use the “small” versions of the logos provided. They include small modifications to ensure visual consistency.


The width of the N will scale along with the logo. Use that measurement as a buffer.




CAN logo



CAN logo c sm



CAN logo ribbon sm



In cases where the ribbon portion of the logo must be less than .5 of an inch wide use either the CAN logo tiny or CAN logo tiny stacked version of the logo.

CAN logo tiny



CAN logo tiny stacked



Color Palette

c12 m100 y92 k3

r207 g10 b44

#cf0a2c

Pantone 186

c60 m40 y40 k100

r0 g0 b0


#000000

Pantone Process Black

Color Specifications

COLOR SPECIFICATIONS FOUR COLOR PROCESS

Below is an example of the CAN logo. This logo is used as the default for most applications. The color breaks are clearly indicated and labeled with color formulas.



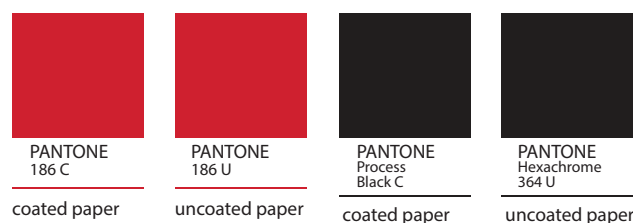
Our color palette has been developed to provide unified recognizable appearance across all CAN communications. The Pantone Matching System (PMS) colors shown here have been selected as the standard colors to be used in all CAN's communications materials.

The use of any color other than one specified here needs to be approved, prior to use, by CAN's Advancement Department at info@cancommunityhealth.org.

The colors presented here have been reproduced to simulate the formulas specified. They are not to be used for purposes of color matching. Always reproduce these colors as shown in the current edition of the Pantone Color Specifier swatch book.

COLOR SPECIFICATIONS TWO COLOR

The two color logo files are set up with separate red and black layers. Use only these files for two color printing such as two color stationery applications and two color screen printing.



Typography

Trade Gothic, Future Light Condensed, Opti Giant Regular, and Gotham font families are the standard typestyles used in CAN's communications materials. You can contact CAN's Advancement Department at info@cancommunityhealth.org to obtain these fonts.

The following provides specific guidelines on their hierarchical use so audiences can process information as intended. Fonts shown here should always appear in their original form. They should never be distorted (condensed or expanded). Adjustments to letter kerning or tracking is permitted where required or desired. Additional font weights or italic versions are not displayed below, but may be used for emphasis within



Text and Subheadline

Open Sans Bold 20/22pt

Open Sans Regular 11/15pt

Donec nulla nune, trque

Ut sed risus enim, dapibus rhoncus arcu. Mauris sed tortor metus. Nullam vehicula bibendum risus, vitae congue diam sagittis eget. Cis, et consequat tellus commodo sit ame ornare. Nullam molestie ornare eu consectetur in, viverra vitae massa.

Text and Drop Cap

Open Sans Regular

C etsed risus enim, dapibus rhoncus arcu. Mauris sed tortor metus. Nullam vehicula bibendum risus, vitae congue diam sagittis eget. Cis, et consequat tellus commodo sit ame ornare. Nullam molestie dui in nisi congue consequat. Donec orci arcu, ornare esectetur ine massa.

Gotham Blod
(drop caps always Red)

Red Ribbon Feature

OPTIGiant

c12 m100 y92 k3
r207 g10 b44
#cf0a2c
Pantone 186

DIAM SAGITTIS EGET

Pull Out Quote or Sidebar

Open Sans Light

NULLAM VEHICULA BIBENDUM RISUS, VITAE CONGUE
DIAM SAGITTIS EGET. CLASS APTENT TACITI SOCIOSQU
AD LITORA TORQUENT PER CONUBIA NOSTRA, PER IN-
CEPTOS HIMENAEOS.

Type Fonts

Future Light Condensed

ABCDEFGHIJKLMNOPQRSTUVWXYZ-
VWXYZÅÁÉ abcdefghijklm-
nopqrstuvwxyzåáé;(\$%!?)
1234567890

Open Sans

ABCDEFGHIJKLMN-
MOPQRSTUVWXYZÅÁÉ
abcdefghijklmnopqrstu-
vwxyzåáé;(\$%!?)
1234567890

Trade Gothic Bold Cond #20

**ABCDEFGHIJKLMNOP
QRSTUVWXYZÅÁÉ
abcdefghijklmnopqr
stuvwxyzåáé;(\$%!?)
1234567890**

OPTIGiant

**ABCDEFGHIJKLMNOPQRSTU
VWXYZÅÁÉ abcdefghijklm
nopqrstuvwxyzåáé;(\$%!
?)1234567890**

Gotham Bold

**ABCDEFGHIJKLMNO
PQRSTUVWXYZÅÁÉ
abcdefghijklmnopqrs
tuvwxyzåáéi(\$%!?)
1234567890**

The fonts on this page are available for use in OTF or TTF font formats. Please contact CAN's Advancement Department at info@cancommunityhealth.org for download or delivery instructions.